

Merrimack District Assessment Results



School Year 2024-2025

State Testing- Spring 2025
SAT/PSAT Testing Day- Spring 2025
Heggerty, LETRS, and I-Ready

MSD Assessment & Progress Monitoring Tools

The Merrimack School District uses a variety of tools and assessments to monitor student progress and guide our instruction. This includes:

- Heggerty: Kindergarten - Grade 1
- LETRS: Grades 2 & 3
- iReady: Kindergarten - Grade 8
- NH SAS: Grades 3-8, & 11 for Science
- PSATs: Grades 9 & 10
- SATs: Grade 11



HEGGERTY ASSESSMENT Grades K-1

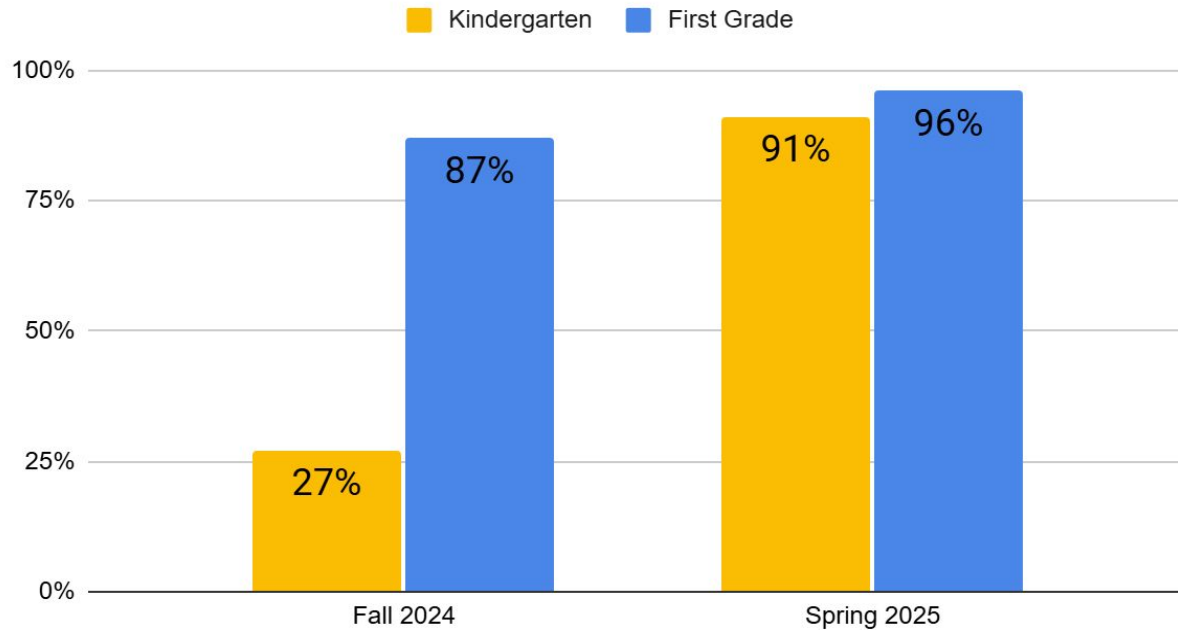
- The purpose of this assessment is to gather information and monitor student progress with the Heggerty Phonemic Awareness lessons.
- This assessment can be used to gather baseline data about a whole class prior to implementing the Heggerty Phonemic Awareness curriculum as part of daily literacy instruction.
- This is not a normed assessment, so teachers may use examples when introducing each skill. Options for correct and incorrect responses are provided for teacher administration.



HEGGERTY 24-25 Grades K-1

Growth from Fall to Spring

Heggerty Proficiency Grades K & 1st



LETRS

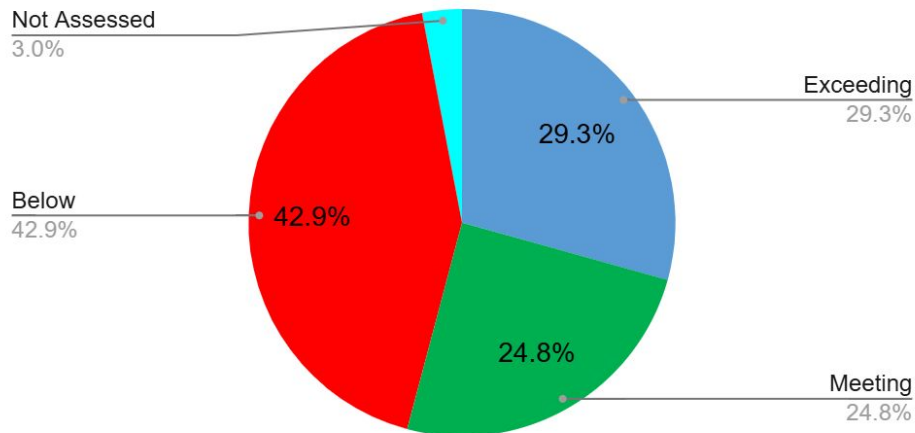
- This tool is a survey for identifying the phonemic skills and patterns students have learned, and which ones still need to be taught. When patterns are “learned,” they can be read automatically, without guesswork. This survey can be used with students from the last half of kindergarten onward.
- This year LETRS was administered to 2nd & 3rd grade. LETRS was introduced last school year and given to all students in Grades 3 & 4. It is administered three (3) times (fall, winter, spring), using the decoding skill section of the LETRS Phonics and Word-Reading Survey. Each section is scored with a total of 146 total points.
- The series of tasks is organized according to a progression of phonic elements and syllable types that increase in difficulty. The number of subtests given will depend on how far the student can go with at least some success.

LETRS

Grade 2 Proficiency Growth from Fall to Spring

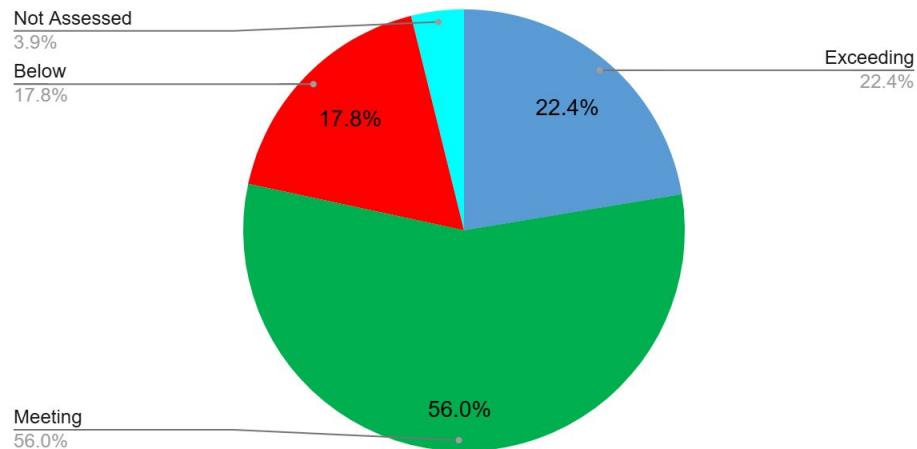
DISTRICT GR 2 LETRS Fall 2024

Overall Total Score



DISTRICT GR 2 LETRS SPRING 2025

Overall Total Score

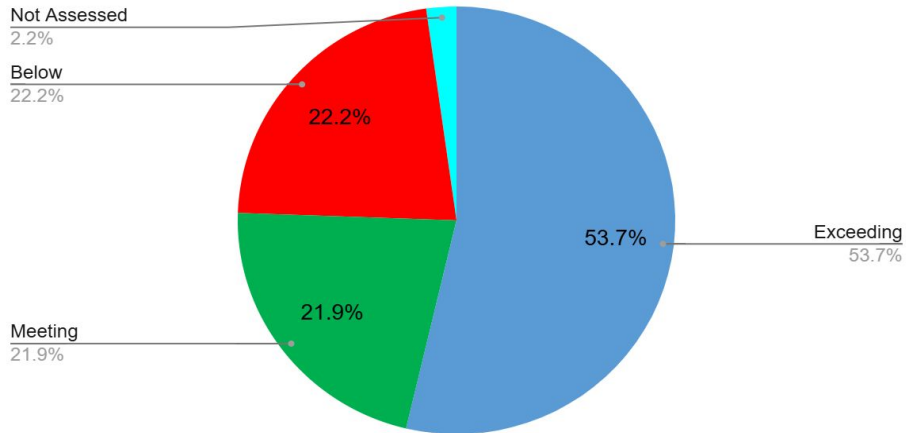


LETRS

Grade 3 Proficiency Growth from Fall to Spring

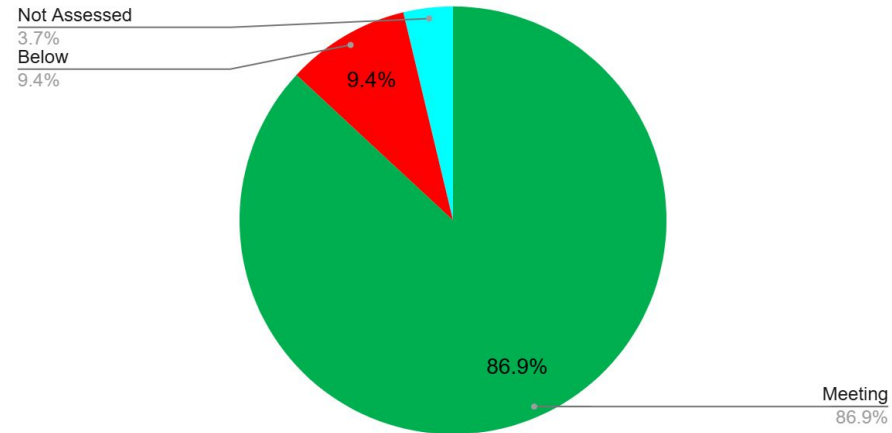
DISTRICT GR 3 LETRS Fall 2024

Overall Total Score



DISTRICT GR 3 LETRS Spring 2025

Overall Total Score










I-READY 2024-2025

Understanding *i-Ready's* Criterion Referenced Relative Placement Levels

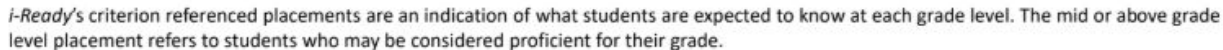
i-Ready's placement levels are criterion-referenced, reflecting what students are expected to know at each grade level and in each content area. In the following analyses, student performance is described using the following five relative placement levels:

| | |
|---|---|
|  Mid or Above Grade Level | Students at this level have met or surpassed the minimum requirements for the expectations of college- and career-ready standards in their grade level. Students will benefit from instruction in late on-grade level topics, or above-grade level instruction. |
|  Early On Grade Level | Students at this level have only partially met grade-level expectations. They will benefit from continued grade-level instruction. |
|  1 Grade Level Below | Students placing one level below are approaching grade level expectations and can be ready for grade-level instruction with targeted support. |
|  2 Grade Levels Below  3+ Grade Levels Below | Students placing two or more grades below level will likely need additional support with key skills below their chronological grade level to be ready for grade-level instruction. |



Reading

Placement Distribution, Fall 24-25 to Spring 24-25

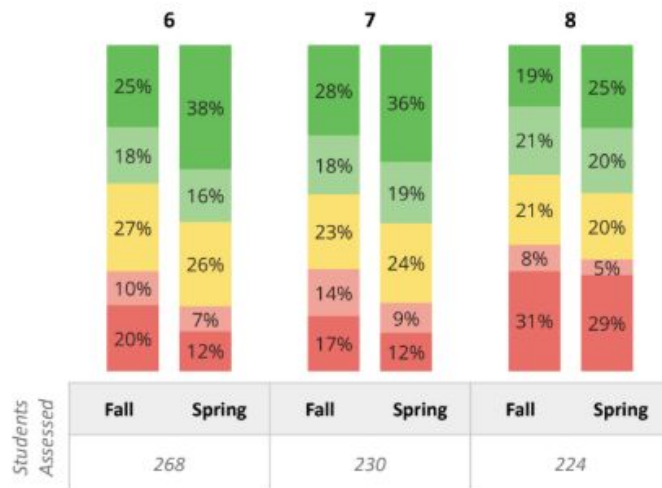


I-READY 2024 -2025 Reading

Reading

How Have Relative Placements Changed From Fall to Spring?

Placement Distribution, Fall 24-25 to Spring 24-25



■ Mid or Above Grade Level
 ■ Early On Grade Level
 ■ 1 Grade Level Below
 ■ 2 Grade Levels Below
 ■ 3+ Grade Levels Below

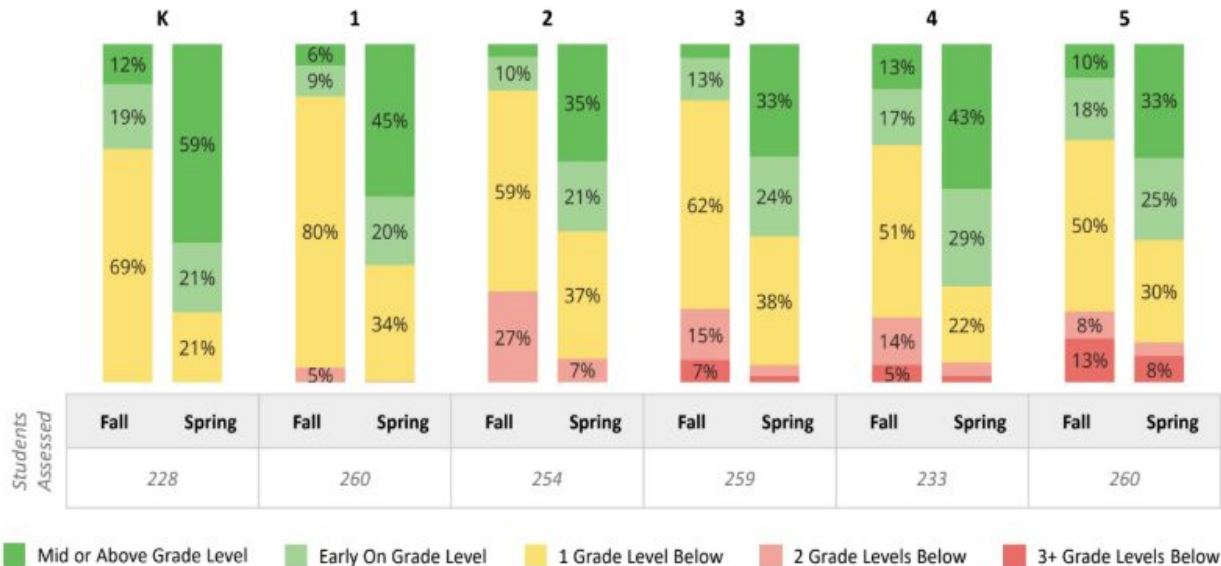
i-Ready's criterion referenced placements are an indication of what students are expected to know at each grade level. The mid or above grade level placement refers to students who may be considered proficient for their grade.

I-READY 2024-2025 Mathematics

Mathematics

How Have Relative Placements Changed From Fall to Spring?

Placement Distribution, Fall 24-25 to Spring 24-25



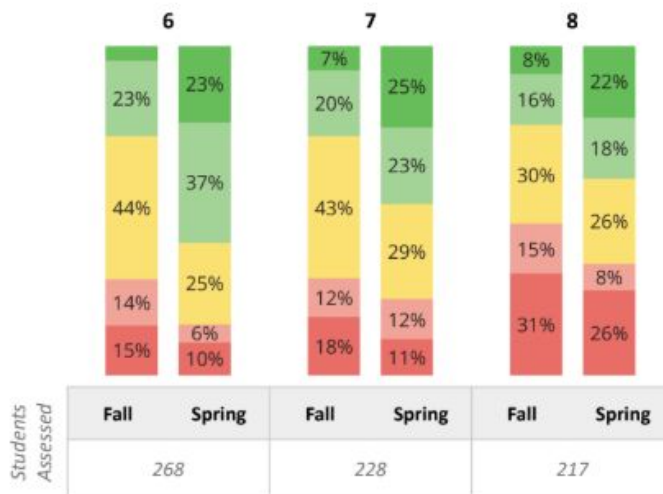
i-Ready's criterion referenced placements are an indication of what students are expected to know at each grade level. The mid or above grade level placement refers to students who may be considered proficient for their grade.

I-READY 2024-2025 Mathematics

Mathematics

How Have Relative Placements Changed From Fall to Spring?

Placement Distribution, Fall 24-25 to Spring 24-25



■ Mid or Above Grade Level
 ■ Early On Grade Level
 ■ 1 Grade Level Below
 ■ 2 Grade Levels Below
 ■ 3+ Grade Levels Below

i-Ready's criterion referenced placements are an indication of what students are expected to know at each grade level. The mid or above grade level placement refers to students who may be considered proficient for their grade.

The New Hampshire Statewide Assessment System - NH SAS

- New Hampshire students participate in the NH SAS, the general statewide assessment, for English language arts (ELA), mathematics and science in the following grades and content areas:
 - Students in Grades 3-8 are assessed in English language arts and mathematics
 - Students in Grades 5, 8 and 11 are assessed in science
- The NH SAS is administered annually in the Spring (not in Spring of 2020 due to COVID).



Merrimack School District SAS Results Spring 2025

Percent Proficient

| Spring 2025 | Grade Level | | | | | |
|--------------------------------|-------------|-----|-----|-----|-----|-----|
| Assessment | 3 | 4 | 5 | 6 | 7 | 8 |
| NH SAS (ELA reading & writing) | 53% | 60% | 63% | 65% | 55% | 52% |
| NH SAS (MATH) | 59% | 59% | 44% | 49% | 45% | 40% |
| NH SAS (SCIENCE) | | | 35% | | | 32% |

About the NH School Day SAT



- The School Day SAT is the College Board SAT administered on a school day in the spring to all Grade 11 students in New Hampshire.
- There is no cost to students to participate in the School Day SAT.
- Like the Saturday SAT, the School Day SAT is scored on a 400-1600 point scale. Each section, math and evidenced-based reading and writing, is scored independently on a 200-800 point scale; the section scores are then combined for a total score.



**New
Hampshire**





About the PSAT 8/9 and 10 test



- The PSAT takes 2 hours and 14 minutes and consists of 2 sections.
- Reading & Writing Section has four broad categories
 - Craft & Structure
 - Information & Ideas
 - Standard English Conventions
 - Expression of Ideas
- Math section has 4 categories
 - Algebra
 - Advanced Math
 - Problem-Solving & Data Analysis
 - Geometry & Trigonometry
- The PSAT 10 has 4 math categories that play the biggest role in a wide range of college majors and careers.
 - Heart of Algebra
 - Problem Solving & Data Analysis
 - Passport to Advanced Math
 - Additional Topics in Math
- PSAT 8/9 possible scores range from 240-1440
- PSAT 10 possible scores range from 320-1520

Merrimack School District SAT/PSAT Results Spring 2025

Percent Proficient

| Spring 2025 | Grade Level | | |
|-----------------------------|-------------|---------|-----|
| | 9 | 10 | 11 |
| Assessment | PSAT 8/9 | PSAT 10 | SAT |
| ELA Reading & Writing | 72% | 71% | 70% |
| MATH | 39% | 30% | 26% |
| SCIENCE (NH SAS assessment) | | | 46% |



THANK YOU